




OD 4000

with Binding Modules

(see on reverse side)

Add any of 4 Interchangeable Binding Models for Flexible Space Saving Punch and Bind Combinations.



**E-Z Change Die System
Auto Reversing Feature**

11" OPEN END ELECTRIC PUNCH

FEATURES

(See Specifications on Back)

- ✓ The OD 4000 Punch Comes With An Auto-Reversing Feature That Reduces Jams.
- ✓ All Dies for the OD 4000 Feature Our Ingenious Patented Swing Away Die Pin Retainer System. Allows Quick Access to all Die Punch Pins while Holding them Firmly in Place. Easily Disengage Any Die Punch Pin.
- ✓ 12 Standard Interchangeable Die Patterns Available. (Each Die is Priced Separately)
 - Combs
 - Wire Loop
 - Plastic Coils
 - Velo Bind™ GBC
 - 3 Hole Loose Leaf
- ✓ Easy, "Paper to Pin" Sight Alignment, For Balanced Hole to Edge Margins on Odd-Sized Applications.
- ✓ Punching Capacity Rated up to 17 Sheets of 20 lb. bond paper. The Number of Sheets Depends on the Paper Weight and Punch Pattern Used.
- ✓ Uses 11" Size Dies With Open Sides for Wider Sheet Punching Capability.
- ✓ Smooth, Quiet, Power on Demand Operation.
- ✓ Use Foot Pedal or Versa Switch.
- ✓ Die Removes With No Tools Required, Nothing to Take Apart.
- ✓ 20 Cycles Per Minute.



THE ULTIMATE IN:

**Quality Paper Punching
and Book Binding Equipment
at Affordable Prices**

www.RHIN-O-TUFF.com

OD4000 & BINDING MODULE SPECIFICATIONS

MACHINES	ELECTRICAL REQUIREMENTS			WEIGHT		DIMENSIONS		
OD 4000	VOLTS AC	AMPS	Hz	MACHINE	SHIPPING	HEIGHT	WIDTH	DEPTH
	115 230	2.5 2	60 50	35 lbs. 16 Kg	40 lbs. 18.2 Kg	6" 153 mm	14-3/4" 375 mm	14-1/2" 369 mm
INSERT-A-BIND WIRE INSERTER/CLOSER Available in 2 - 1 and 3 - 1 Pitch	NA	NA	NA	30 lbs. 13.7 Kg	35 lbs. 16 Kg	12" 305 mm	22" 560 mm	12" 305 mm
WIRE CLOSER: OD 4200	NA	NA	NA	10 lbs. 4.6 Kg	13 lbs. 6 Kg	5" 127 mm	19" 483 mm	5-1/2" 140 mm
COIL INSERTER: OD 4300	115 230	1 0.9	60 50	17 lbs. 7.7 Kg	20 lbs. 9 Kg	6" 153 mm	8-1/2" 216 mm	7" 178 mm
COMB OPENER: OD 4400	NA	NA	NA	17 lbs. 7.7 Kg	20 lbs. 9 Kg	6" 153 mm	15-1/2" 394 mm	7" 178 mm

12 Standard Punch Die Patterns Available. All Other Patterns Available Upon Request.



APES 14 AUTOMATIC PAPER EJECTOR & STACKER



HD 7700-H HORIZONTAL PUNCH



HD 6500 14" HEAVY DUTY OPEN END PUNCH



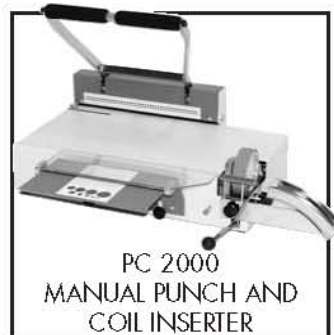
HD 7500 24" PUNCH with the large document support table



KK 4171 Shown mounted on an HD 4170 machine



OD 4000 11" OPEN END ELECTRIC PUNCH shown with coil inserter and wire closer modules



PC 2000 MANUAL PUNCH AND COIL INSERTER



The HD 8370 Shown with the HD 7700 14" OPEN END PUNCH



HD 4170 RHIN-O-ROLL HEAVY DUTY COIL INSERTER



HD 7000 14" HEAVY DUTY DELUXE OPEN END PUNCH



HC 8024 24" WIRE CLOSER



THE HD 4270



HC 8318 18" WIRE INSERTER CLOSER



OD 4012 11" ELECTRIC PUNCH



PAL-14 MODULAR PIKS-A-LIFT




THE HD 4470 COMB OPENER MODULE



OD 4800 11" OPEN END MANUAL PUNCH



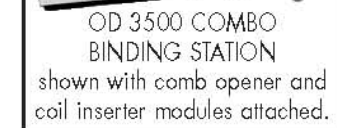
OD 3500 COMBO BINDING STATION shown with comb opener and coil inserter modules attached.



COMBO BINDING MODULES
HC 8200/8300 14" SEMI-AUTOMATIC WIRE INSERTER/CLOSER



HC 8000 14" WIRE CLOSER



Shown configured with Stand Alone Production Feet

CALL 1-800-390-5782 FOR A DEALER NEAR YOU