


OD BINDING MODULES

FEATURING THE

INSERT-A-BIND

Wire Inserter/Closer



HC 8300
Shown here
mounted on
the OD 4000
Electric Punch



FOR OD SERIES PUNCHES & OD 3500 BINDING STATION

(See Binding Module Specifications on Back)

INSERT-A-BIND SEMI-AUTOMATIC WIRE INSERTER/CLOSER

FEATURES:

- ✓ Inserts & Closes in 1 Easy Step
Eliminates Manual Insertion of Wire into Document.
- ✓ Module design attachable to existing OD 4000, OD 4012, OD 4800 punches or the OD 3500 Combo Binding Station.
- ✓ *Closes 3-1 or 2-1:
Double-Loop Binding Wire
* HD 8370 Closes 3-1Pitch (1/4" to 9/16")
6.3mm to 14.3mm
* HD 8270 Closes 2-1Pitch (1/4" to 9/16")
6.3mm to 14.3mm
- ✓ 14" Binding Edge
- ✓ Easily Adjustable for Wire Sizes

ALL MODULES FEATURE:

- ✓ All Metal Construction
- ✓ 1 Year Limited Warranty
- ✓ Lightweight and Portable
- ✓ Easy Operation

THE OD 4200 WIRE CLOSER MODULE



THE OD 4400 COMBO BINDING STATION



THE OD 3500 COMBO BINDING STATION



THE OD 4300 PLASTIC COIL INSERTER MODULE



UL & CE Approved



THE ULTIMATE IN:

Quality Paper Punching and Book Binding Equipment at Affordable Prices

www.RHIN-O-TUFF.com

OD3500 & BINDING MODULE SPECIFICATIONS

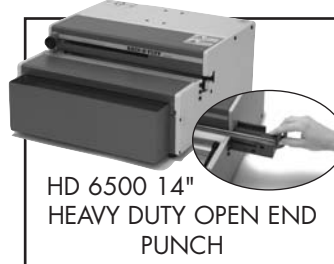
MACHINES	ELECTRICAL REQUIREMENTS			WEIGHT		DIMENSIONS		
OD 3500 COMBO BINDING STATION	VOLTS AC	AMPS	Hz	MACHINE	SHIPPING	HEIGHT	WIDTH	DEPTH
	NA	NA	NA	15 lbs. 6.9 Kg	18 lbs. 8.2 Kg	4-1/2" 114 mm	14-3/4" 375 mm	14" 356 mm
INSERT-A-BIND WIRE INSERTER/CLOSER Available in 2 - 1 and 3 - 1 Pitch	NA	NA	NA	30 lbs. 13.7 Kg	35 lbs. 16 Kg	12" 305 mm	22" 560 mm	12" 305 mm
WIRE CLOSER: OD 4200	NA	NA	NA	10 lbs. 4.6 Kg	13 lbs. 6 Kg	5" 127 mm	19" 483 mm	5-1/2" 140 mm
COIL INSERTER: OD 4300	115 230	1 0.9	60 50	17 lbs. 7.7 Kg	20 lbs. 9 Kg	6" 153 mm	8-1/2" 216 mm	7" 178 mm
COMB OPENER: OD 4400	NA	NA	NA	17 lbs. 7.7 Kg	20 lbs. 9 Kg	6" 153 mm	15-1/2" 394 mm	7" 178 mm



APES 14 AUTOMATIC
PAPER EJECTOR & STACKER



HD 7700-H
HORIZONTAL PUNCH



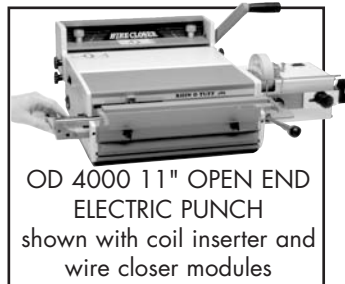
HD 6500 14"
HEAVY DUTY OPEN END
PUNCH




HD 7500 24" PUNCH
with the large document
support table



KK 4171
Shown
mounted on
an HD
4170
machine



OD 4000 11" OPEN END
ELECTRIC PUNCH
shown with coil inserter and
wire closer modules



PC 2000
MANUAL PUNCH AND
COIL INSERTER



The HD 8370 Shown with
the HD 7700 14"
OPEN END
PUNCH



HD 4170
RHINO-ROLL
HEAVY DUTY COIL INSERTER



HD 7000
14" HEAVY DUTY
DELUXE OPEN END PUNCH



HC 8024
24" WIRE
CLOSER




THE
HD 4270



HC 8318
18" WIRE INSERTER
CLOSER



OD 4012
11" ELECTRIC PUNCH



PAL-14
MODULAR
PIKS-A-LIFT



THE
HD 4470
COMB
OPENER
MODULE

Shown configured with
Stand Alone Production Feet



OD 4800
11" OPEN END
MANUAL PUNCH



OD 3500 COMBO
BINDING STATION
shown with comb opener and
coil inserter modules attached.



COMBO BINDING MODULES
HC 8200/8300
14" SEMI-AUTOMATIC
WIRE
INSERTER/CLOSER



HC 8000
14" WIRE
CLOSER

OD 4300

CALL **1-800-390-5782** FOR A DEALER NEAR YOU