

HC 8024



24" MANUAL WIRE CLOSING MACHINE

FEATURES *(See Specifications on Back)*

- Closes 3/16" to 1-1/4" (4.7mm to 32mm) Double-Loop Binding Wire
- 24" Binding Edge
- Easily Adjustable for Wire Sizes
- Lightweight and Portable
- Easy Operation at any Wire Size
- Slide Out Table Extension for Handling Long Documents
- 1 Year Limited Warranty
- All Metal Construction



THE ULTIMATE IN:
Quality Paper Punching and Book Binding
Equipment at Affordable Prices

www.RHIN-O-TUFF.com

HC 8024

MACHINE SPECIFICATIONS

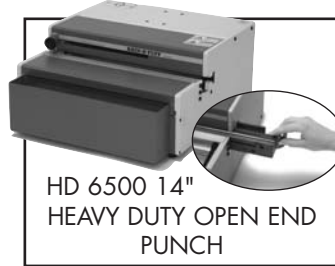
ELECTRICAL REQUIREMENTS			WEIGHT		DIMENSIONS			CLOSING CAPACITY
VOLTS AC	AMPS	Hz	MACHINE	SHIPPING	HEIGHT	WIDTH	DEPTH	3/16" to 1 1/4" (4.7mm to 32mm)
NA	NA	NA	20.7 Kg	22.5 Kg	432 mm	375 mm	356 mm	WIRE
NA	NA	NA	45 lbs.	49 lbs.	17"	28"	30"	



APES 14 AUTOMATIC
PAPER EJECTOR & STACKER



HD 7700-H
HORIZONTAL PUNCH



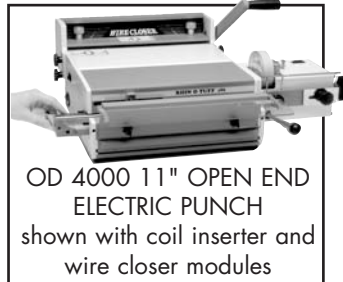
HD 6500 14"
HEAVY DUTY OPEN END
PUNCH




HD 7500 24" PUNCH
with the large document
support table



KK 4171
Shown
mounted on
an HD
4170
machine



OD 4000 11" OPEN END
ELECTRIC PUNCH
shown with coil inserter and
wire closer modules



PC 2000
MANUAL PUNCH AND
COIL INSERTER



The HD 8370 Shown with
the HD 7700 14"
OPEN END
PUNCH



HD 4170
RHIN-O-ROLL
HEAVY DUTY COIL INSERTER



HD 7000
14" HEAVY DUTY
DELUXE OPEN END PUNCH



HC 8024
24" WIRE
CLOSER




THE
HD 4270



HC 8318
18" WIRE INSERTER
CLOSER



OD 4012
11" ELECTRIC PUNCH




PAL-14
MODULAR
PIKS-A-LIFT



THE
HD 4470
COMB
OPENER
MODULE
Shown configured with
Stand Alone Production Feet



OD 4800
11" OPEN END
MANUAL PUNCH



OD 3500 COMBO
BINDING STATION
shown with comb opener and
coil inserter modules attached.



COMBO BINDING MODULES
OD 4200
OD 4400
OD 4300
HC 8200/8300
14" SEMI-AUTOMATIC
WIRE
INSERTER/CLOSER



HC 8000
14" WIRE
CLOSER

CALL **1-800-390-5782** FOR A DEALER NEAR YOU
OR VISIT OUR WEB PAGE AT **WWW.RHIN-O-TUFF.COM**